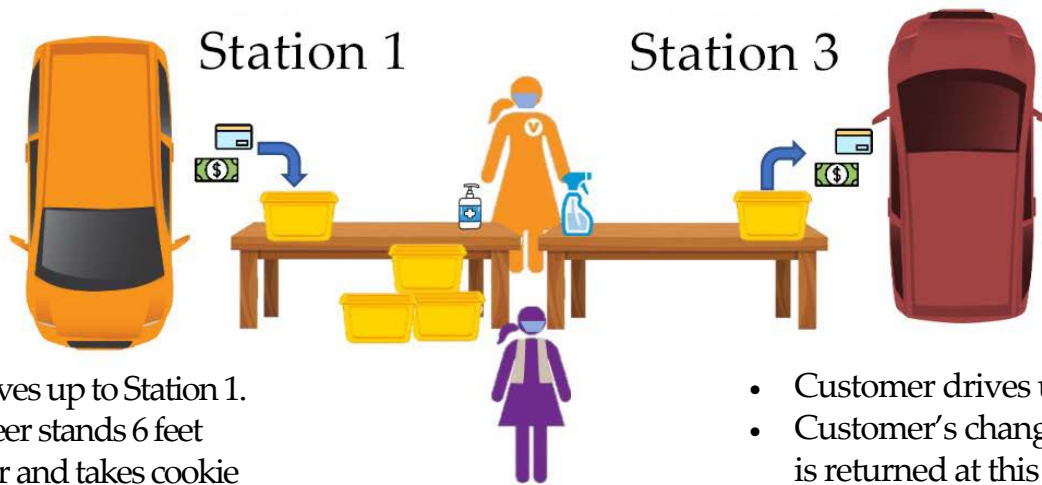


Drive Thru Booths

Drive Thru Booth "Horseshoe" setup example:

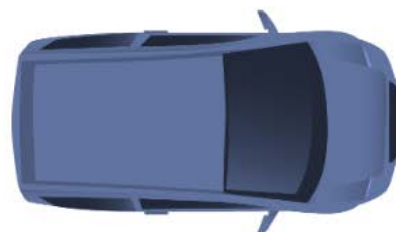
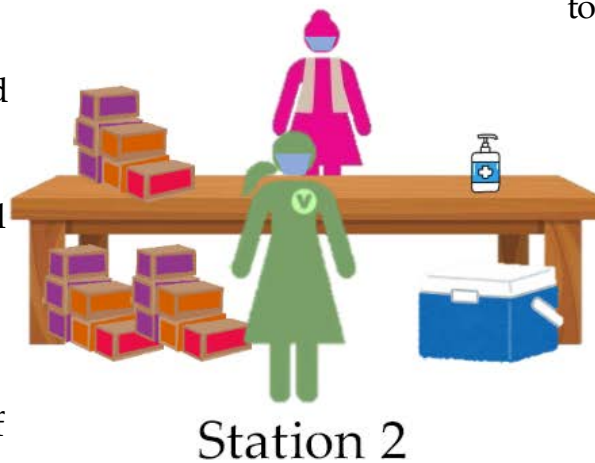
Start here

End here



- Customer drives up to Station 1.
- Adult volunteer stands 6 feet away from car and takes cookie order.
- Volunteer lets Girl Scout know what cookies to have ready at Station 2.
- Customer utilizes basket at end of table to deposit payment method.
- Volunteer asks customer to roll up window while grabbing basket with payment.
- Volunteer processes payment and returns change/credit card back to basket at end of table of Station 3.

- Customer drives up to Station 3.
- Customer's change/credit card is returned at this station.
- After basket is empty and customer drives away, basket is to be sanitized.



- Customer drives up to Station 2.
- Girl Scout will get order ready and place on table.
- Customer is asked to open back seat or trunk of car.
- Volunteer take order from table and deposits into back of vehicle and sends customer to Station 3.